



CMMI Institute

Powered by Carnegie Mellon

Maturity Profile Report

January 1, 2007 – March 31, 2014

Overview: Process Maturity Profile Reports for Appraisals

The Process Maturity Profile for Appraisals tracks CMMI adoption trends, including the global distribution of appraisals & number of appraisals. The reports contained in this document were compiled with data on SCAMPI A appraisal results reported January 1, 2007 – March 31, 2014.

There may be some number variation based on both styles of reporting and the information appraisal sponsors choose to report.

Purpose

- To characterize the adoption of CMMI and People CMM
 - Results are from Standard CMMI Appraisal Method for Process Improvement (SCAMPISM) V1.1/V1.2/V1.3 Class A appraisals using Capability Maturity Model Integration (CMMI V1.1/V1.2/V1.3 – all constellations) and People CMM (V1/V2).

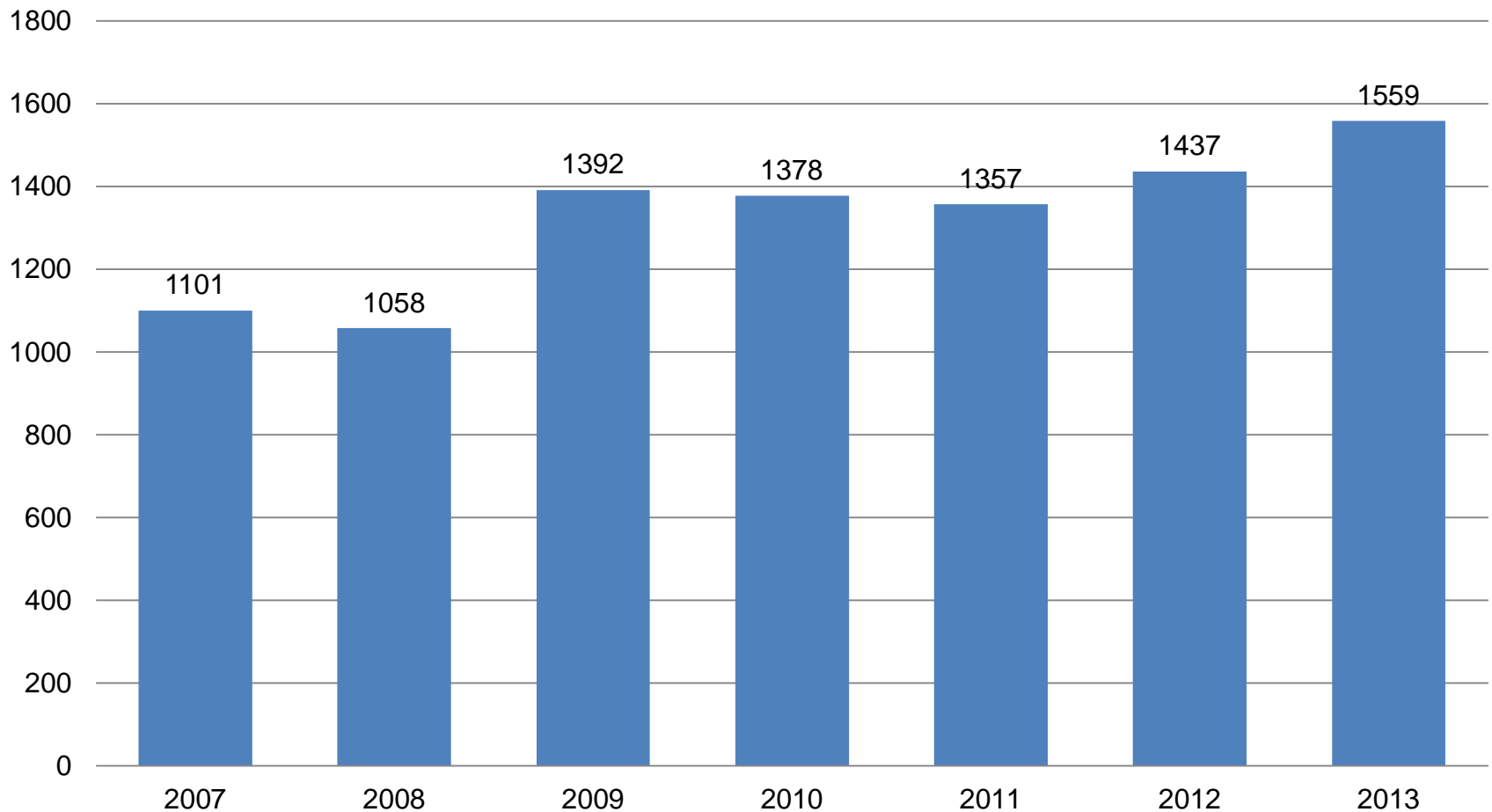
Briefing Contents

This briefing includes two sections:

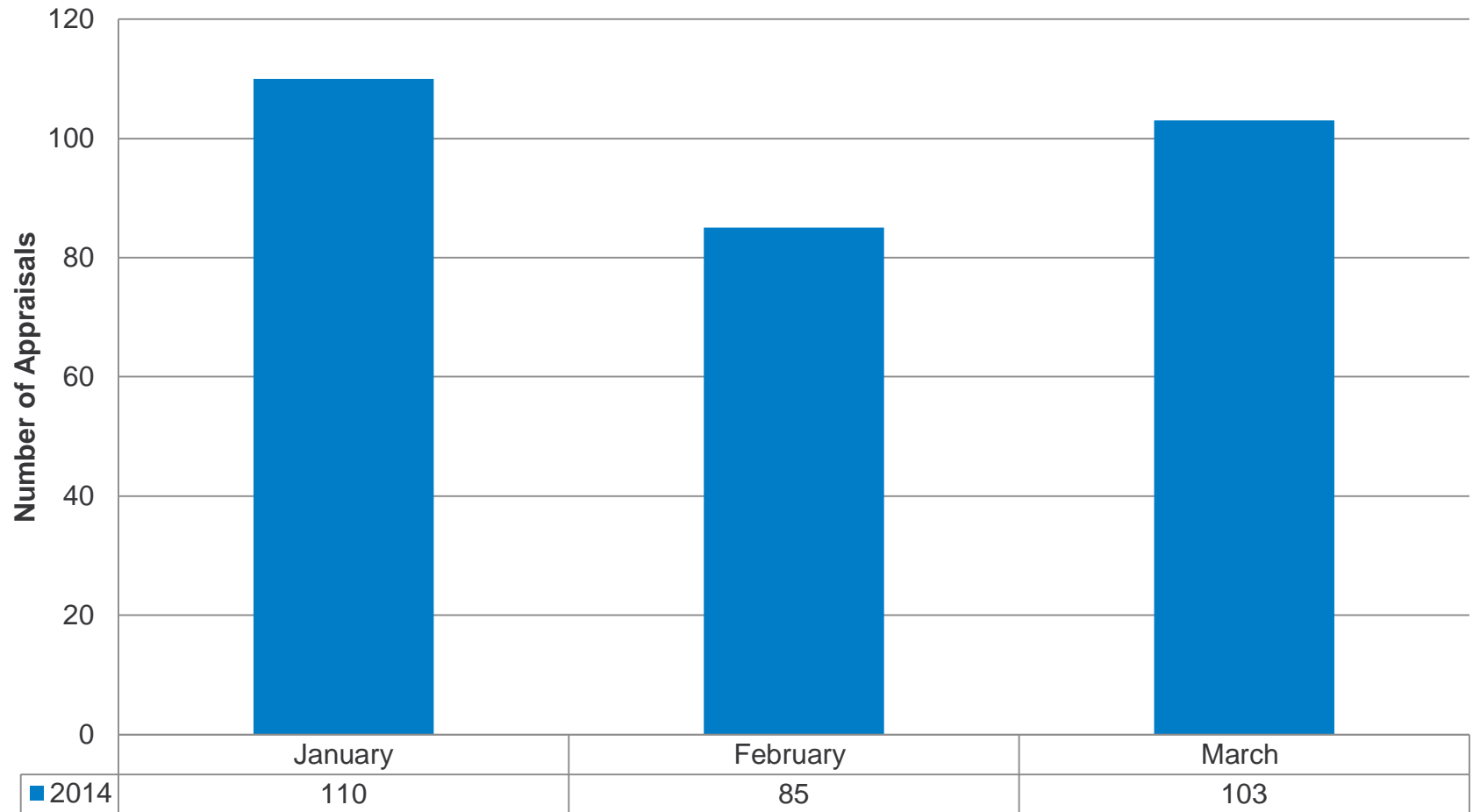
1. Current status
2. Community trends
 - Changes in the global distribution of appraisals
 - Growth in the number of appraisals performed
 - Shifts in the maturity profile over time



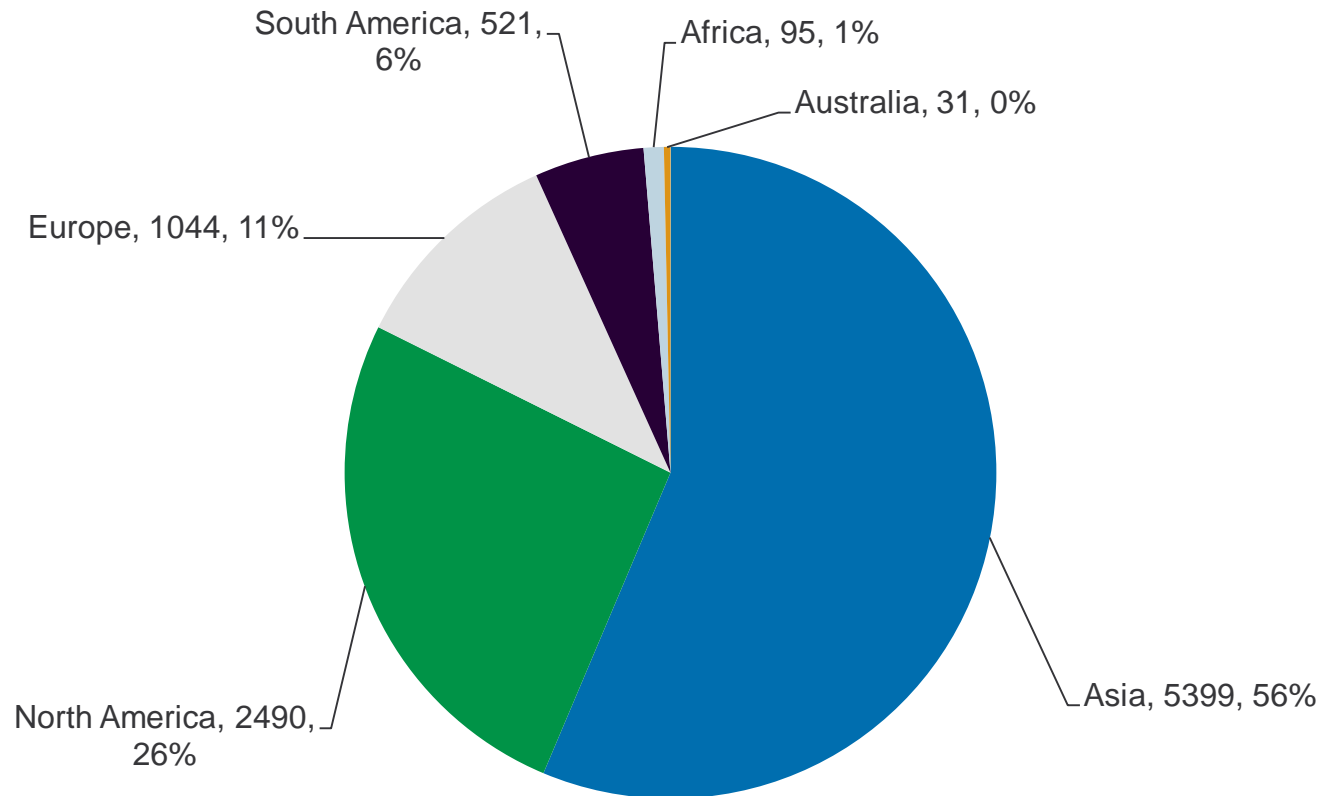
Number of SCAMPI A Appraisals Reported by Year



Monthly Submissions for January-March 2014



Number of Appraisals Reported by Continent



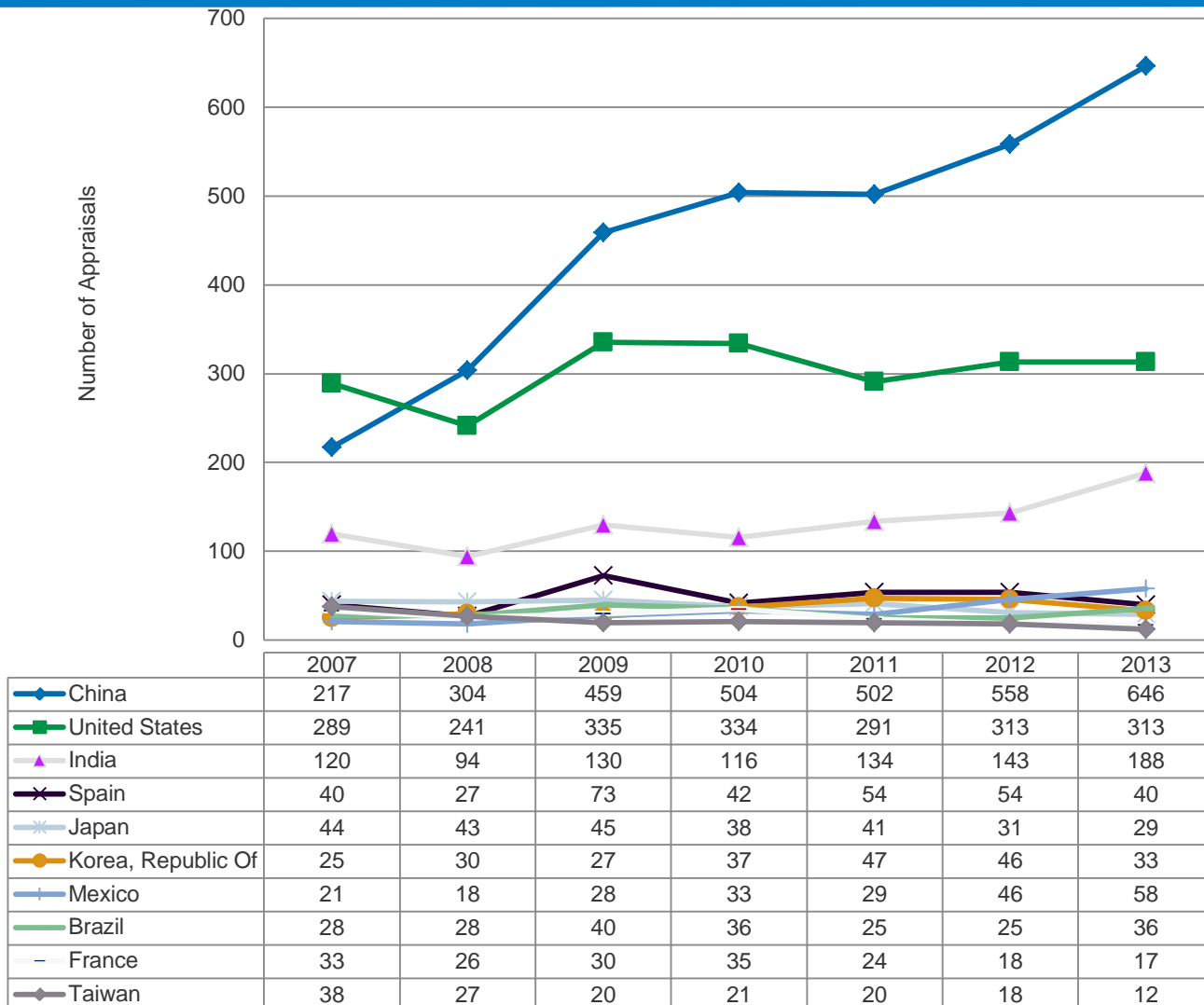
SCAMPI A Appraisals Delivered in 84 Countries

Andorra	Dominican Republic	Latvia	Romania
Angola	Egypt	Lebanon	Russia
Argentina	Finland	Lithuania	Saudi Arabia
Australia	France	Luxembourg	Singapore
Austria	Germany	Macedonia	Slovakia
Bangladesh	Greece	Malaysia	South Africa
Belarus	Guatemala	Mauritius	Spain
Belgium	Hong Kong	Mexico	Sri Lanka
Brazil	Hungary	Morocco	Sweden
Brunei Darussalam	Iceland	Nepal	Switzerland
Bulgaria	India	Netherlands	Syrian Arab Republic
Canada	Indonesia	New Zealand	Taiwan
Chile	Ireland	Norway	Thailand
China	Israel	Oman	Tunisia
Colombia	Italy	Pakistan	Turkey
Costa Rica	Japan	Panama	Ukraine
Croatia (Hrvatska)	Jordan	Paraguay	United Arab Emirates
Cuba	Kazakhstan	Peru	United Kingdom
Cyprus	Kenya	Philippines	United States
Czech Republic	Korea, Republic Of	Poland	Uruguay
Denmark	Kuwait	Portugal	Viet Nam

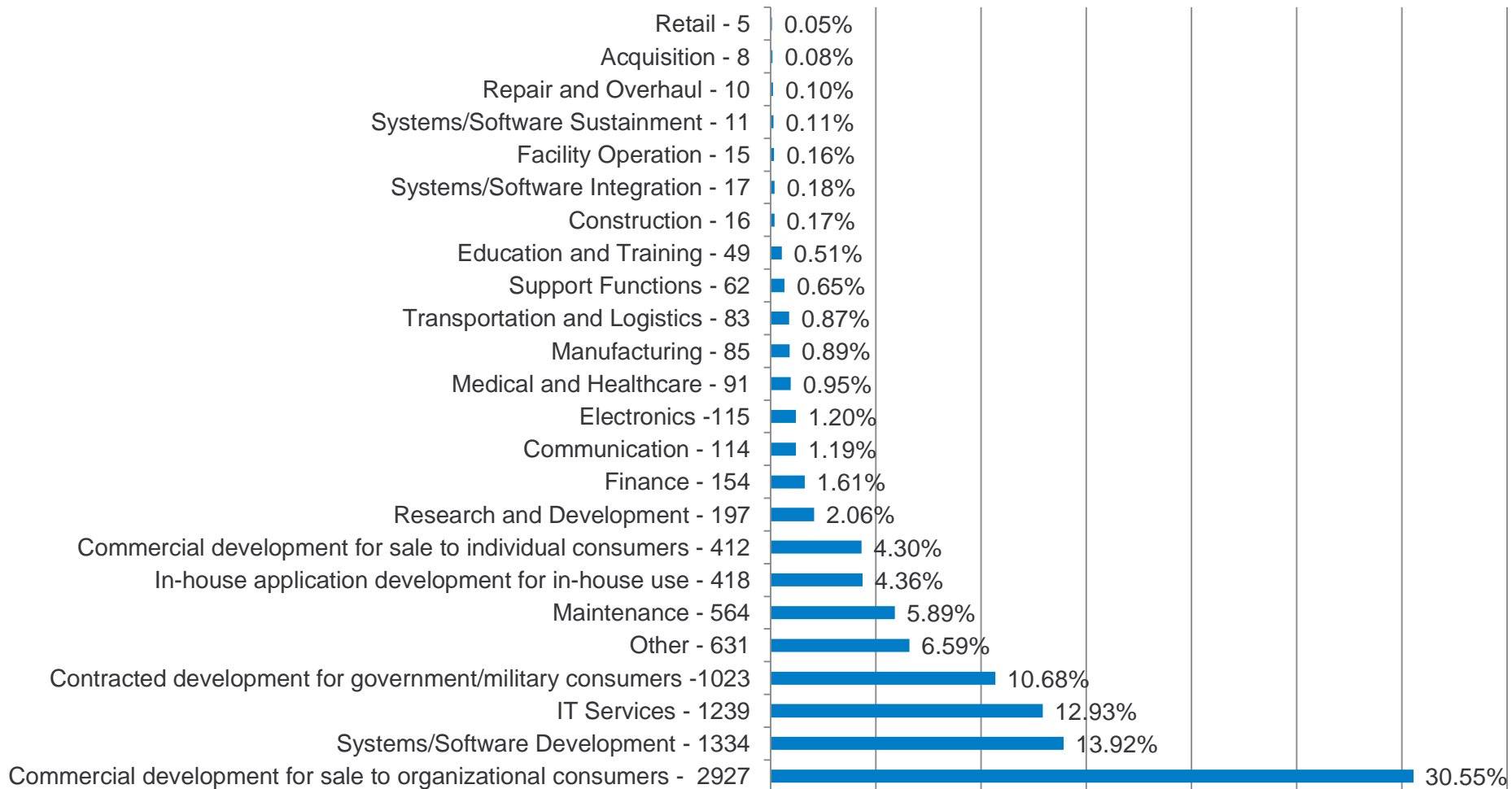
Number of Appraisals Reported by Country and Constellation

Country	ACQ	CMMI	DEV	People CMM	SVC	Not Given	Total	Country	ACQ	CMMI	DEV	Other	People CMM	SVC	Not Given	Total	Country	ACQ	CMMI	DEV	People CMM	SVC	Not Given	Total
Andorra		1					1	Hong Kong		2	14					16	Pakistan		2	31				33
Angola			1				1	Hungary			5					5	Panama			1				1
Argentina		15	99		3		117	Iceland		1	1					2	Paraguay			6				6
Australia		5	24		1		30	India			56	797	29	67	10	959	Peru			29				29
Austria		2	4		1		7	Indonesia		1	6					7	Philippines		5	17	2	4		28
Bangladesh			13		1		14	Ireland		3	6					9	Poland			6				6
Belarus				2			2	Israel		2	19					21	Portugal		1	28		2		31
Belgium	2	3	19				24	Italy		5	72			3		80	Romania			12		1		13
Brazil		13	203		5		221	Japan		30	247			2		279	Russia		2	9				11
Brunei Darussalam				2			2	Jordan			11					11	Saudi Arabia			16				16
Bulgaria		1	6				7	Kazakhstan			1					1	Singapore			3	17		1	21
Canada	1	14	52		2		69	Kenya			1					1	Slovakia		1	2	2		1	6
Chile	1	2	50		1		54	Korea, Republic Of	1	7	239			8		255	South Africa	1		8		2		11
China	2	144	3132	7	29	2	3316	Kuwait			2					2	Spain	5	27	291		10		333
Colombia		8	66		4		78	Latvia		1	3		1			5	Sri Lanka		1	18	2		1	22
Costa Rica		1	5				6	Lebanon			3					3	Sweden			2				2
Croatia (Hrvatska)				1			1	Lithuania			1					1	Switzerland		1	11		1		13
Cuba				1			1	Luxembourg			2					2	Syrian Arab Republic			4				4
Cyprus				2			2	Macedonia			1					1	Taiwan	4	20	133		1		158
Czech Republic				7	1		8	Malaysia		21	58	1	1	4		85	Thailand		2	80		1		83
Denmark		1	6				7	Mauritius		1	1		1			3	Tunisia		1	3				4
Dominican Republic				1			1	Mexico		19	182			52		253	Turkey		3	46		1		50
Egypt		4	56		4		64	Morocco			7			4		11	Ukraine		1	5				6
Finland				10			10	Nepal			2					2	United Arab Emirates		1	12				13
France	6	24	150		5		185	Netherlands	1		13			3		17	United Kingdom	2	13	77	1	4		97
Germany	1	8	79		6		94	New Zealand			1					1	United States	5	154	1849		160		2168
Greece				3			3	Norway			4					4	Uruguay		1	4				5
Guatemala				2			2	Oman		1			1			2	Viet Nam		2	43				45

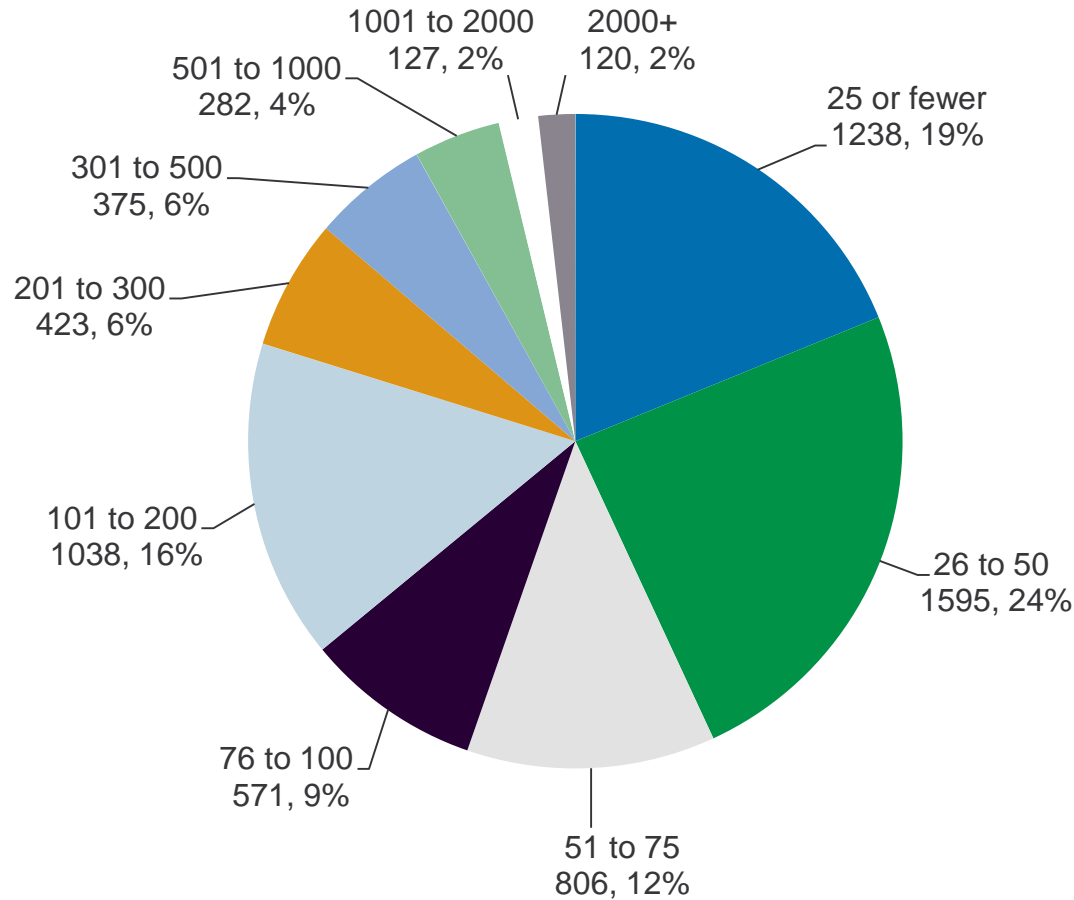
Highest Number of Appraisals Reported by Country



Organization Domain Characterizations



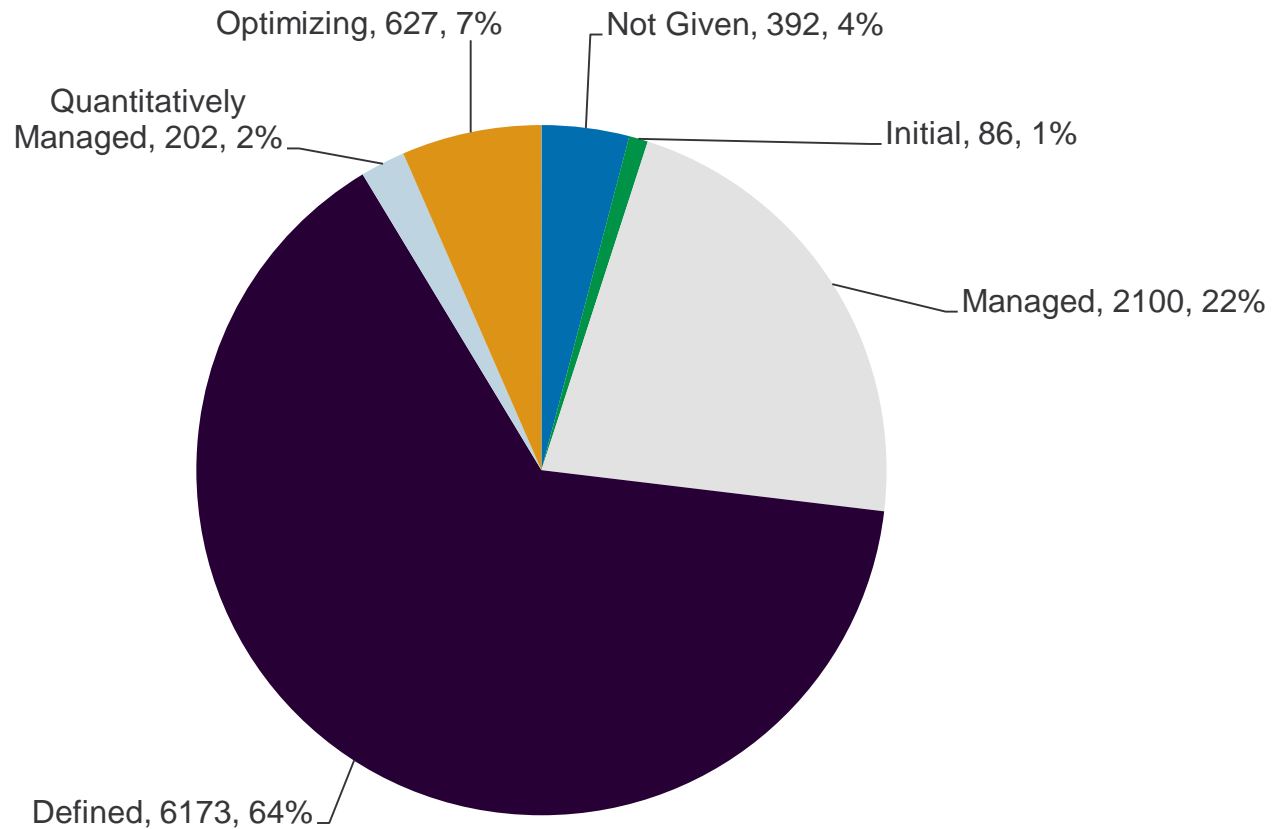
Organization Unit Size



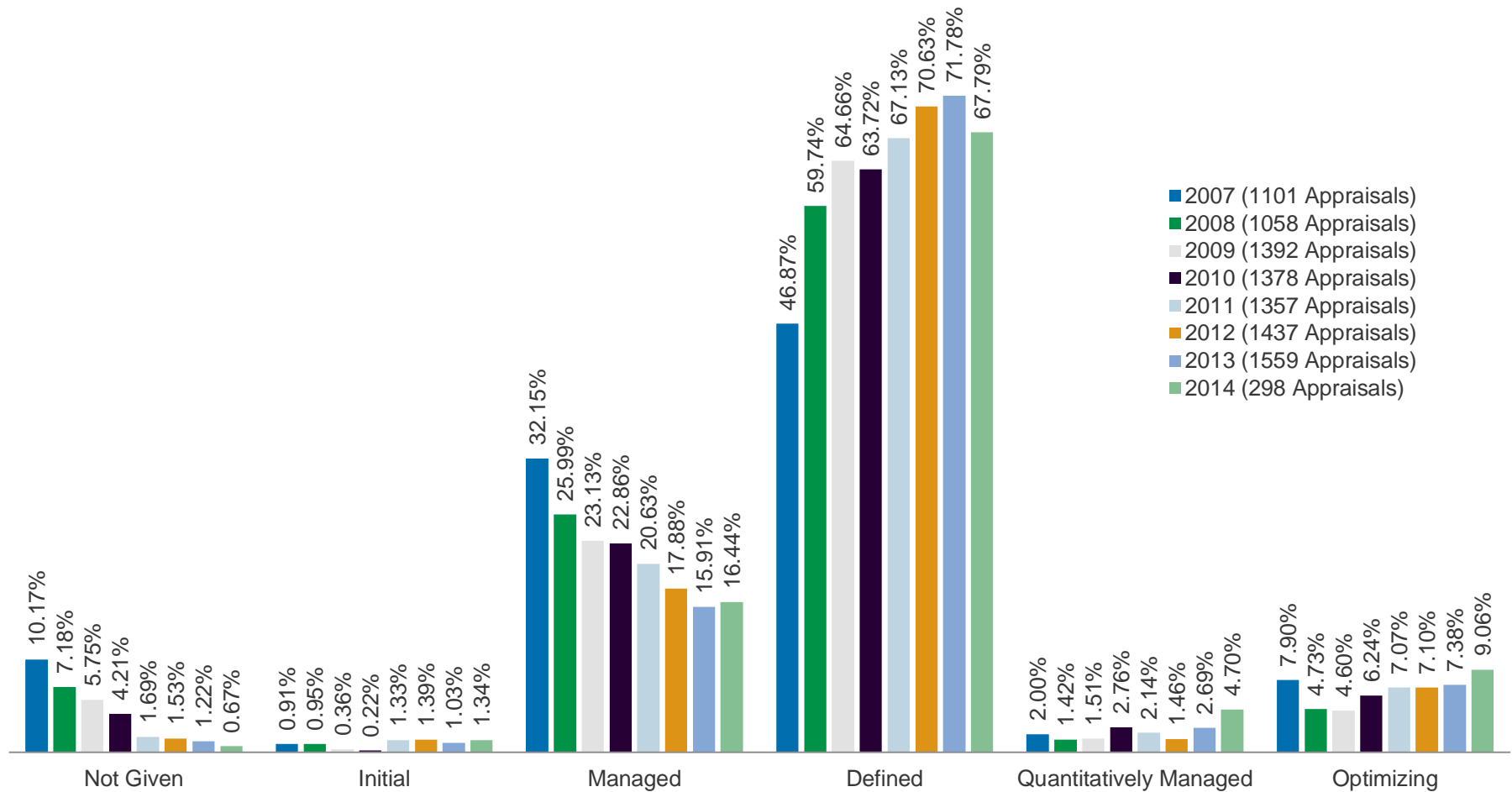
Based on 6575 organizations reporting the total number of employees within the organizational unit being appraised; this data has not been collected on all appraisal deliveries
January 1, 2007 – March 31, 2014



Process Maturity Profile



Trends in Community Maturity Profile



NO WARRANTY

THIS MATERIAL IS FURNISHED ON AN “AS-IS” BASIS. CMMI INSTITUTE MAKES NO WARRANTIES OF ANY KIND, EITHER EXPRESSED OR IMPLIED, AS TO ANY MATTER INCLUDING, BUT NOT LIMITED TO, WARRANTY OF FITNESS FOR PURPOSE OR MERCHANTABILITY, EXCLUSIVITY, OR RESULTS OBTAINED FROM USE OF THE MATERIAL. CMMI INSTITUTE DOES NOT MAKE ANY WARRANTY OF ANY KIND WITH RESPECT TO FREEDOM FROM PATENT, TRADEMARK, OR COPYRIGHT INFRINGEMENT.

