



**CMMI<sup>®</sup> Institute**



# **Maturity Profile**

**January 1, 2007 – June 30, 2015**

# Overview: Process Maturity Profile Reports for Appraisals

The Process Maturity Profile for Appraisals tracks CMMI adoption trends, including the global distribution of appraisals & number of appraisals. The reports contained in this document were compiled with data on SCAMPI A appraisal results reported January 1, 2007 – June 30, 2015.

This report reflects number variations compared to previous Maturity Profiles due to a change in reporting style. Previously appraisal numbers were reported based on the date the appraisal was accepted and closed by the CMMI Institute. This document and future documents will more accurately report appraisal deliveries based on the last day of the appraisal delivery; referred to as the “on-site date.”

## Purpose

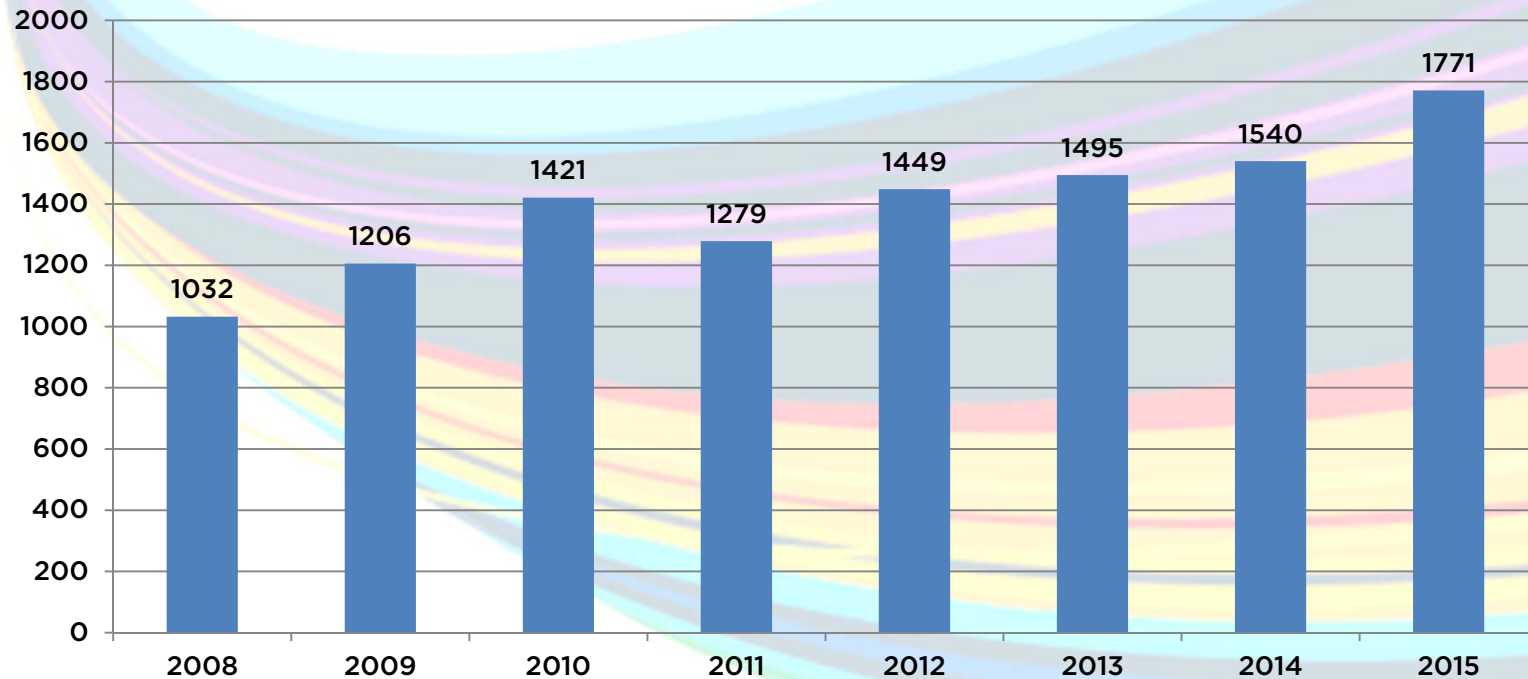
- To characterize the adoption of CMMI and People CMM
  - Results are from Standard CMMI Appraisal Method for Process Improvement (SCAMPI<sup>SM</sup>) V1.1/V1.2/V1.3 Class A appraisals using Capability Maturity Model Integration (CMMI V1.1/V1.2/V1.3 – all constellations) and People CMM (V1/V2).

## Briefing Contents

This briefing includes two sections:

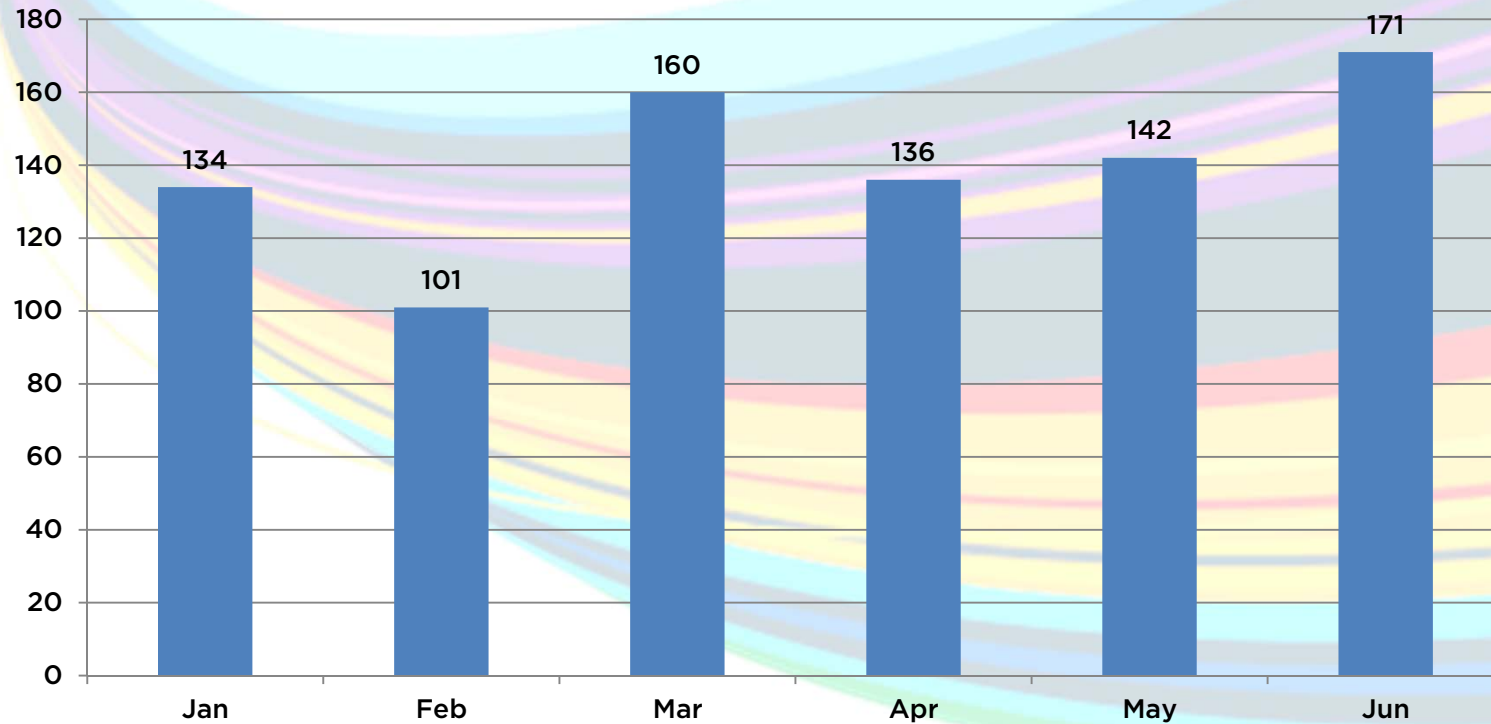
1. Current status
2. Community trends
  - Changes in the global distribution of appraisals
  - Growth in the number of appraisals performed
  - Shifts in the maturity profile over time

# Number of SCAMPI A Appraisals Reported by Year for 12 Month Period Ending June 30



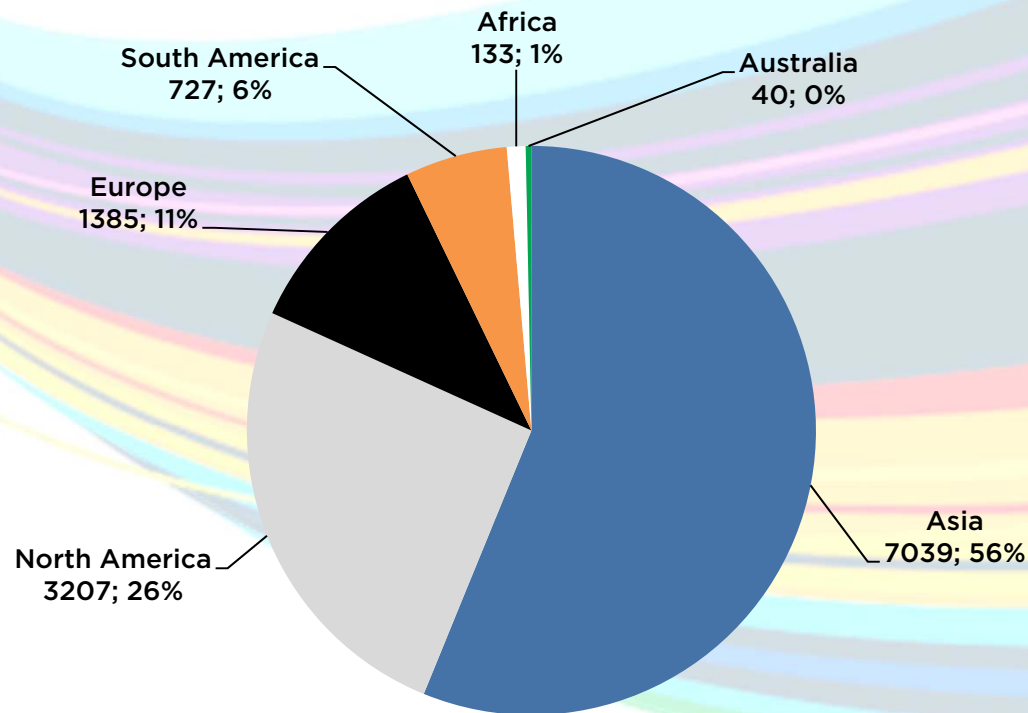
Based on 11,740 CMMI-SCAMPI A Deliveries  
July 1, 2007 - June 30, 2015

# Number of SCAMPI A Appraisals Reported by Month for 2015



Based on 844 CMMI-SCAMPI A Deliveries  
January 1, 2015 - June 30, 2015

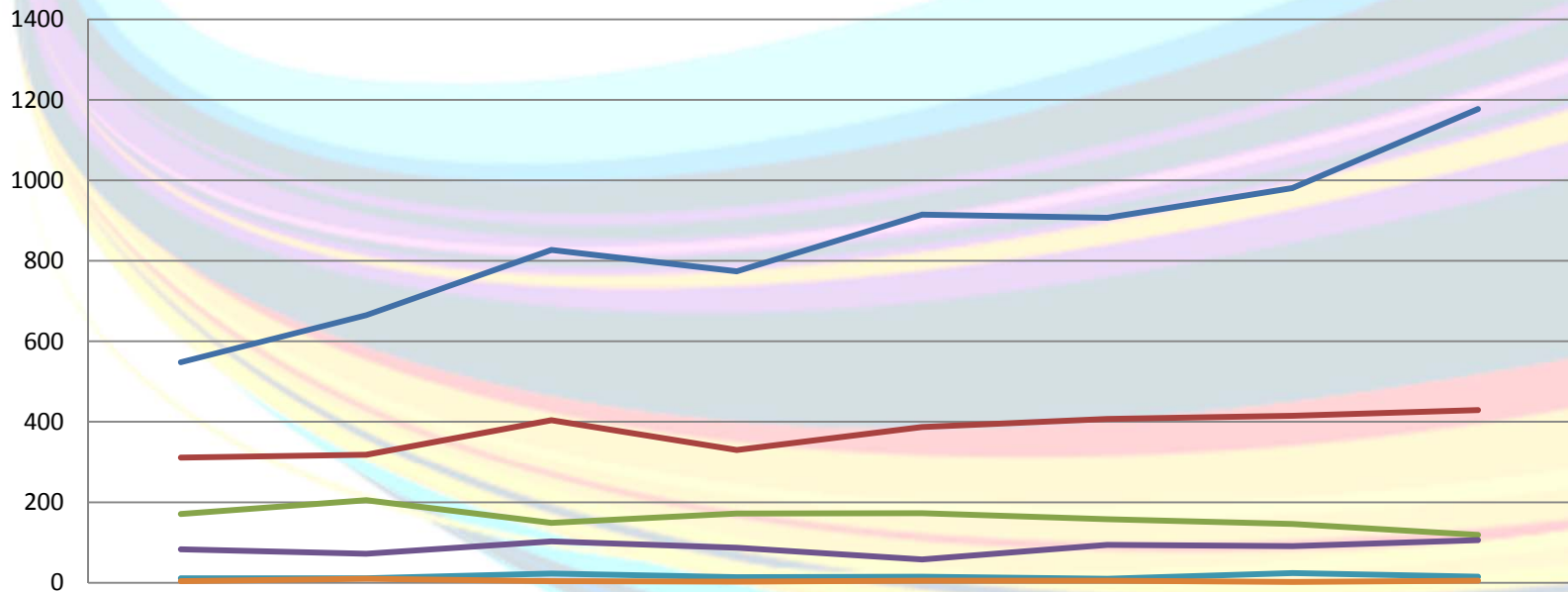
# Number of Appraisals Reported by Continent



624 appraisals report multi-continent deliveries.

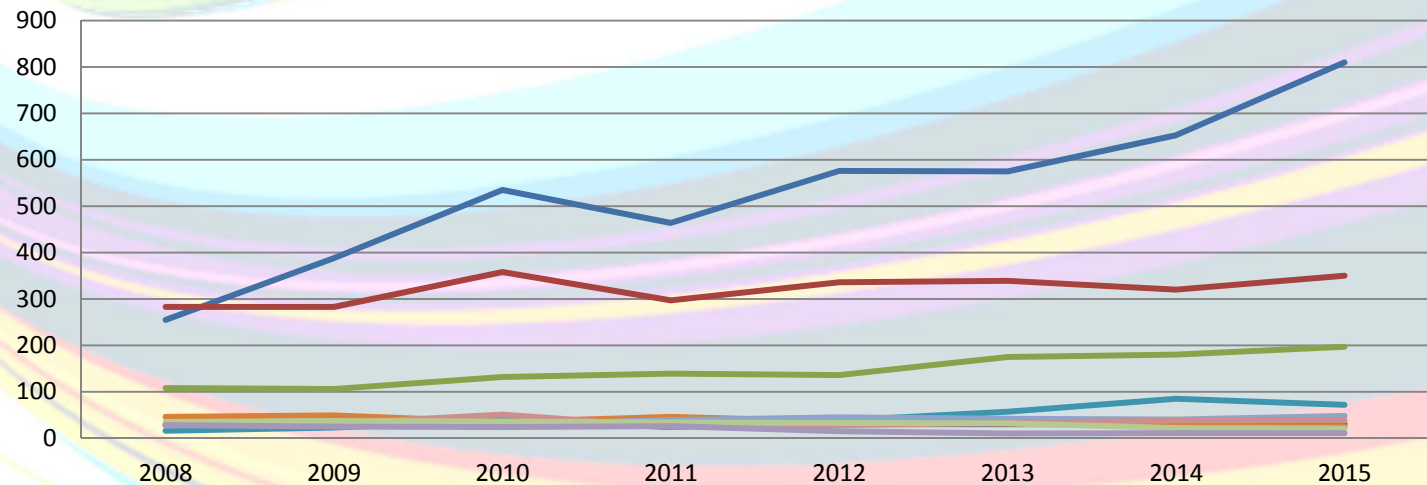
Based on 11,740 CMMI-SCAMPI A Deliveries  
January 1, 2007 - June 30, 2015  
Reflects multi-model and multi-continent appraisals

# Highest Number of Appraisals by Continent Reported by Year for 12 Month Period Ending June 30



	2008	2009	2010	2011	2012	2013	2014	2015
— Asia	548	665	827	774	915	907	981	1177
— North America	311	318	404	330	387	407	415	429
— Europe	171	205	149	172	173	158	146	119
— South America	83	72	103	87	58	94	91	106
— Africa	11	11	23	14	15	10	24	15
— Australia	4	10	4	3	5	5	2	5

# Highest Number of Appraisals by Country Reported by Year for 12 Month Period Ending June 30



	2008	2009	2010	2011	2012	2013	2014	2015
China	255	388	535	464	576	575	653	810
United States	283	283	358	297	336	339	320	350
India	108	106	132	139	136	175	180	197
Spain	30	30	30	30	30	30	30	30
Mexico	16	23	39	24	38	57	85	72
Japan	46	49	35	46	36	32	26	25
Korea, Republic Of	27	36	29	39	45	42	40	48
Brazil	28	32	51	25	28	33	38	38
France	35	37	36	34	33	32	22	21
United Kingdom	28	25	24	26	15	10	11	11



# SCAMPI A Appraisals Delivered in 98 Countries

Andorra	Egypt	Latvia	Portugal
Angola	El Salvador	Lebanon	Qatar
Argentina	Finland	Lithuania	Romania
Australia	France	Luxembourg	Russia
Austria	Germany	Macedonia	Saudi Arabia
Bahrain	Ghana	Malawi	Singapore
Bangladesh	Greece	Malaysia	Slovakia
Belarus	Guatemala	Mauritius	Somalia
Belgium	Hong Kong	Mexico	South Africa
Bolivia	Hungary	Montserrat	Spain
Brazil	Iceland	Morocco	Sri Lanka
Brunei Darussalam	India	Mozambique	Sweden
Bulgaria	Indonesia	Nepal	Switzerland
Canada	Iraq	Netherlands	Syrian Arab Republic
Chile	Ireland	New Zealand	Taiwan
China	Israel	Nigeria*	Thailand
Colombia	Italy	Norway	Tunisia
Costa Rica	Jamaica	Oman	Turkey
Croatia (Hrvatska)	Japan	Pakistan	Ukraine
Cuba	Jordan	Panama	United Arab Emirates
Cyprus	Kazakhstan	Paraguay	United Kingdom
Czech Republic	Kenya	Peru	United States
Denmark	Korea, Republic Of	Philippines	Uruguay
Dominican Republic	Kuwait	Poland	Venezuela
Ecuador			Viet Nam

\*New

# Number of Appraisals Reported by Country and Constellation

	ACQ	CMMI	DEV	P-CMM	SVC	Total		ACQ	CMMI	DEV	P-CMM	SVC	Total
Andorra		1	1			2	Egypt		4	64		5	73
Angola			3			3	El Salvador			2			2
Argentina		15	107	1	6	129	Finland			12			12
Australia		2	30		3	35	France	9	20	185		6	220
Austria		1	6		1	8	Germany	3	7	118		13	141
Bahrain			1			1	Ghana			1			1
Bangladesh			21		1	22	Greece			4			4
Belarus			3			3	Guatemala			2			2
Belgium	4	3	22			29	Hong Kong	1	2	24			27
Bolivia			1			1	Hungary			10		2	12
Brazil		10	252	1	19	282	Iceland		1				1
Brunei Darussalam			3			3	India	1	24	1037	25	135	1222
Bulgaria		1	6			7	Indonesia			8			8
Canada	1	14	77		4	96	Iraq			1			1
Chile	1	2	69		4	76	Ireland		2	10		1	13
China	3	104	4223	8	42	4380	Israel		3	26			29
Colombia		6	124		13	143	Italy	3	4	92		3	102
Costa Rica		1	6			7	Jamaica			1			1
Croatia (Hrvatska)			1			1	Japan		28	285		3	316
Cuba			1			1	Jordan			11			11
Cyprus			3			3	Kazakhstan			1			1
Czech Republic			10		3	13	Kenya			3			3
Denmark			8			8	Korea, Republic Of	2	3	297		9	311
Dominican Republic			1			1	Kuwait			5		1	6
Ecuador			3		1	4							

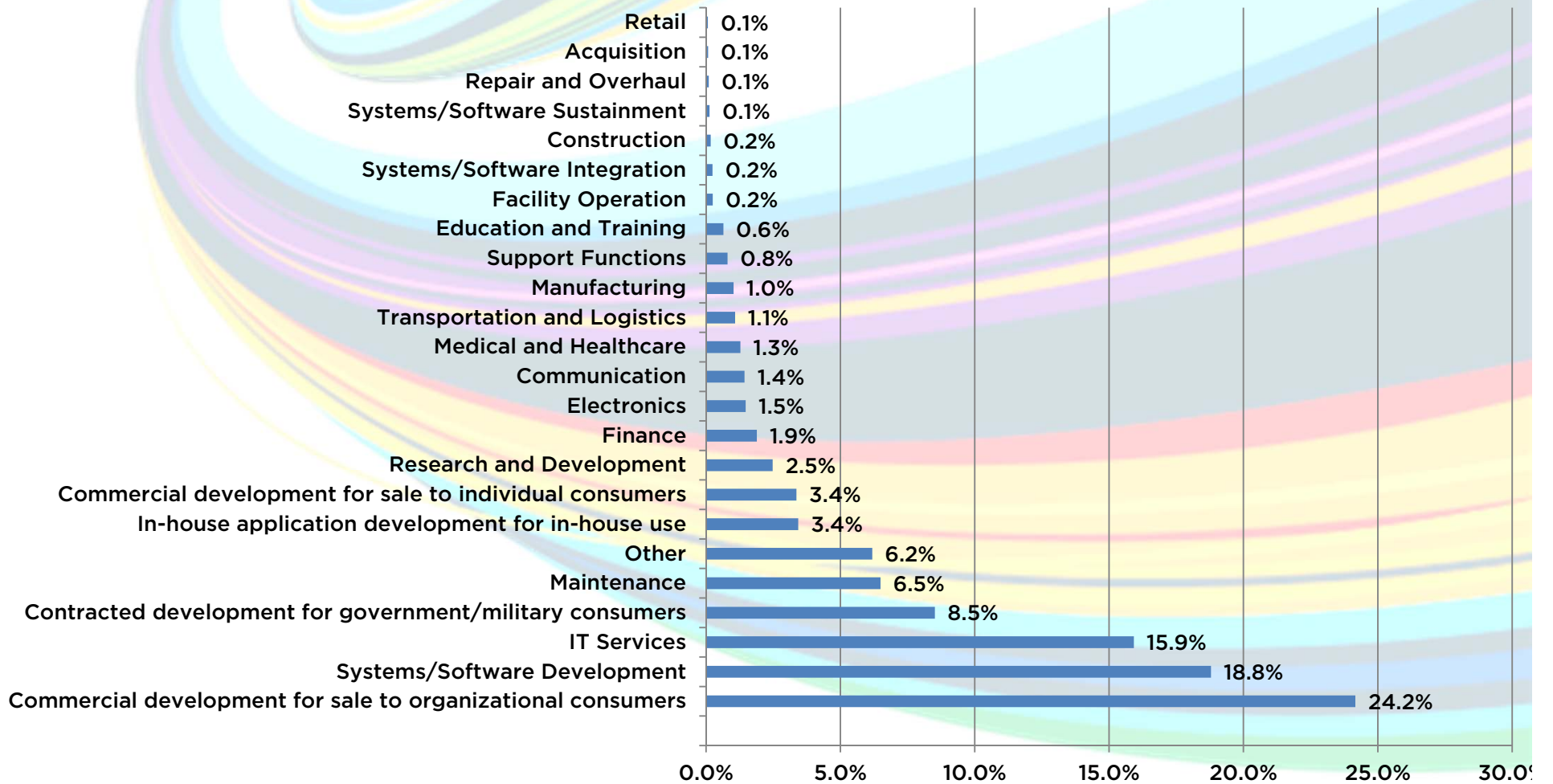
Based on 11,740 CMMI-SCAMPI A Deliveries  
January 1, 2007 - June 30, 2015

# Number of Appraisals Reported by Country and Constellation (continued)

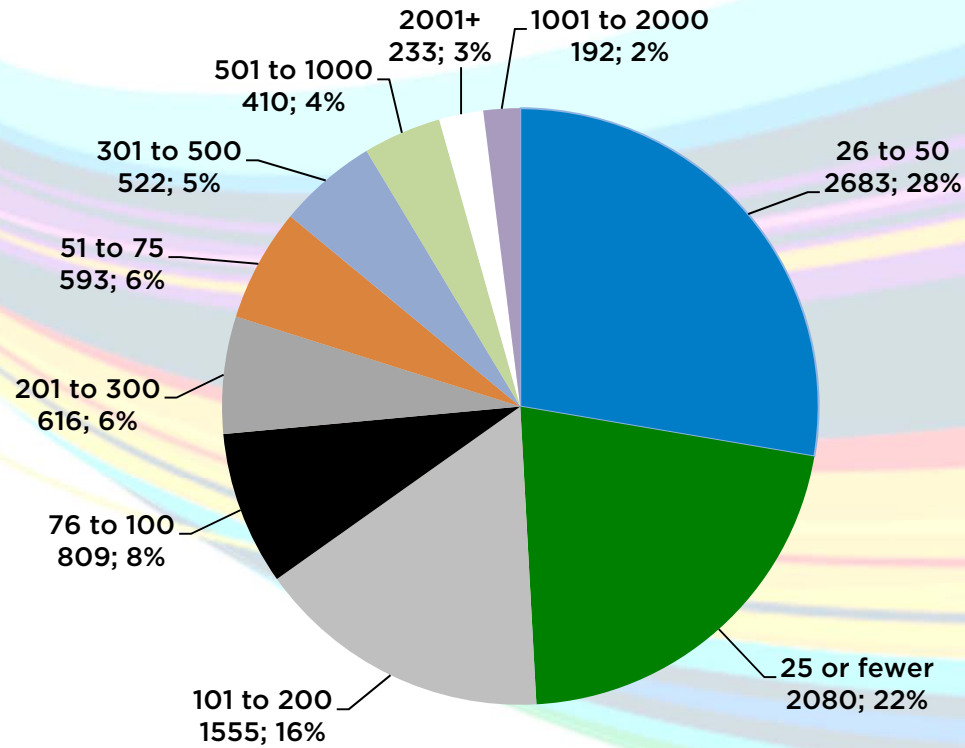
	ACQ	CMMI	DEV	P-CMM	SVC	Total		ACQ	CMMI	DEV	P-CMM	SVC	Total
Latvia			6			6	Portugal		2	44		4	50
Lebanon			5			5	Qatar			3			3
Lithuania			1			1	Romania			17		1	18
Luxembourg		1	6			7	Russia		3	16		1	20
Macedonia			2			2	Saudi Arabia			22			22
Malawi			1			1	Singapore		5	33		2	40
Malaysia		9	68	1	6	84	Slovakia			5	1	1	7
Mauritius			3			3	Somalia	1					1
Mexico		19	266	1	87	373	South Africa	3	1	13	1	4	22
Montserrat			1			1	Spain	7	29	381		18	435
Morocco			13		7	20	Sri Lanka			22	2	2	26
Mozambique			1			1	Sweden			3			3
Nepal			2			2	Switzerland		2	21		3	26
Netherlands	1	3	17		7	28	Syrian Arab Republic			4			4
New Zealand			5			5	Taiwan	4	20	156		1	181
Nigeria*			2			2	Thailand			106		7	113
Norway		2	7			9	Tunisia			3			3
Oman				1		1	Turkey		2	59		1	62
Pakistan		2	34			36	Ukraine		1	11			12
Panama			6			6	United Arab Emirates			1	18		19
Paraguay			8			8	United Kingdom	3	17	131	1	9	161
Peru			43		3	46	United States	5	148	2312	1	272	2738
Philippines	1	2	27	2	11	43	Uruguay		1	13		2	16
Poland	1	1	16		2	20	Venezuela			2			2
							Viet Nam		1	59			60

\*New

# Organization Domain Characterizations

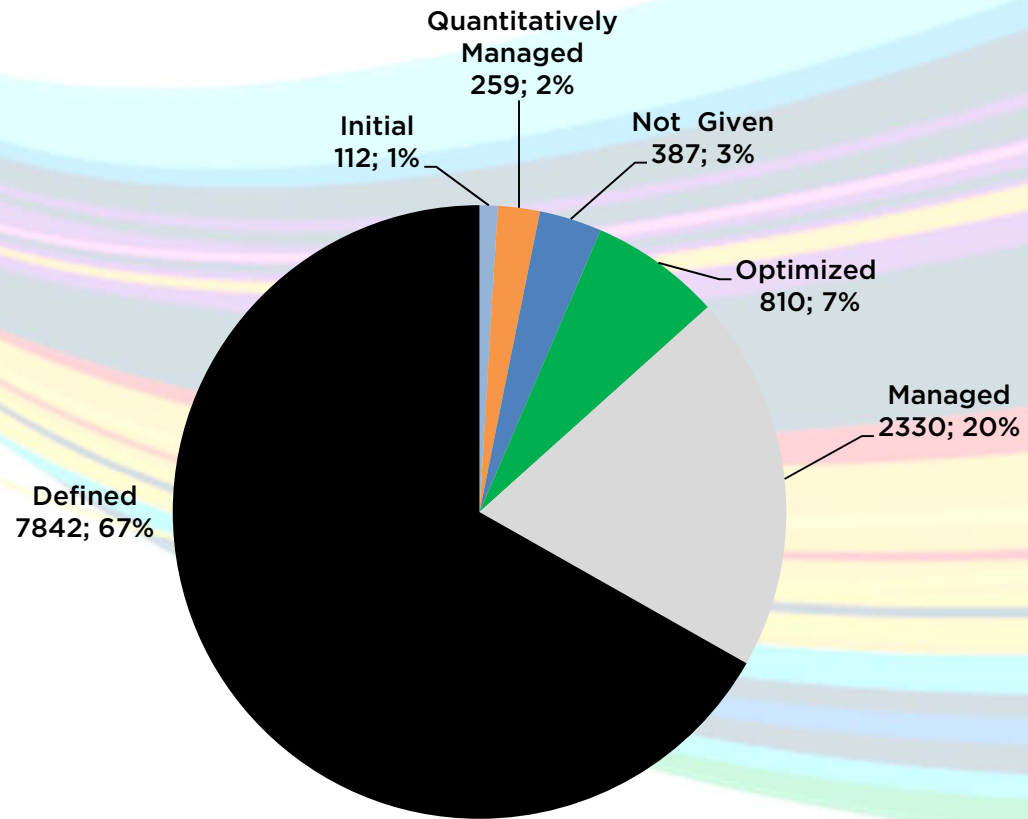


# Organization Unit Size

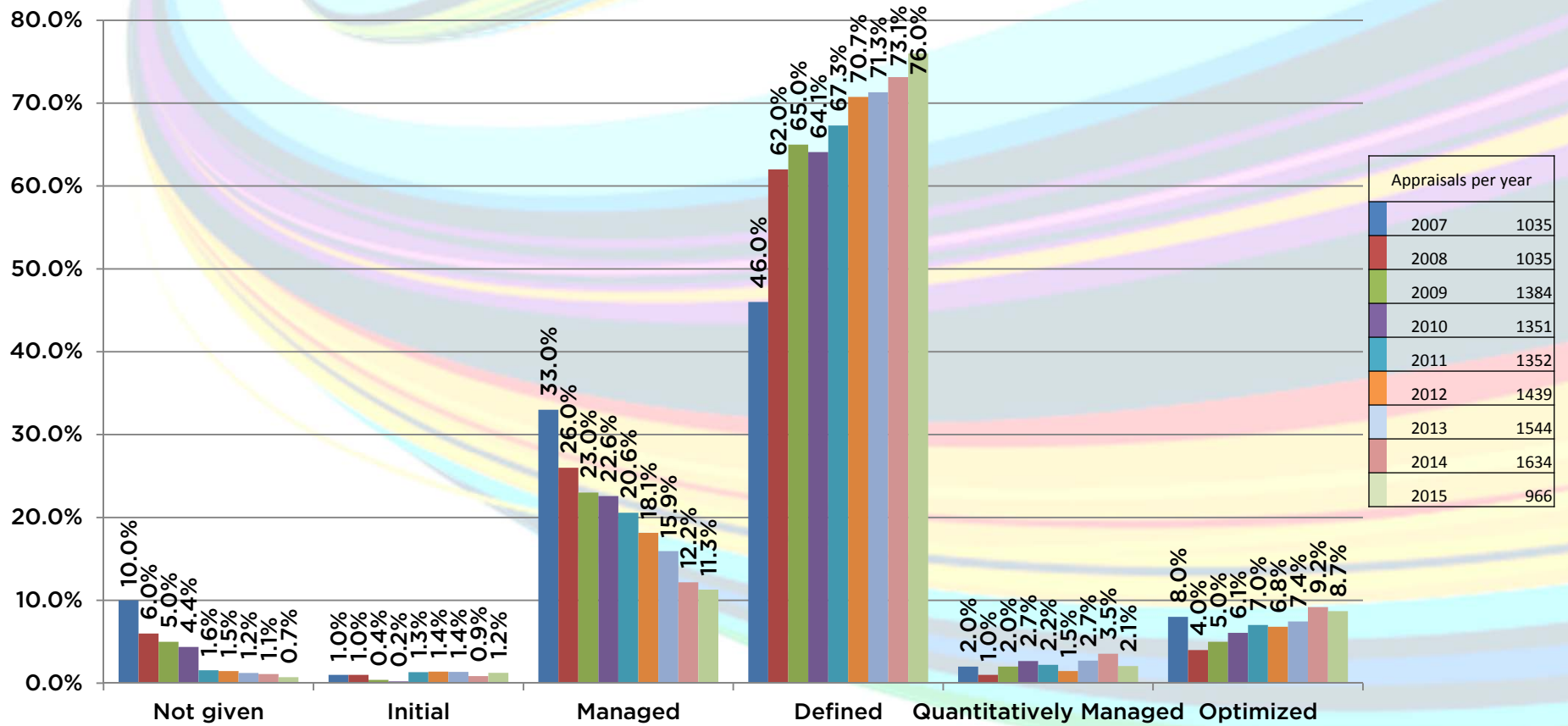


Based on 10,390 organizations reporting the total number of employees within the organizational unit being appraised; this data has not been collected on all appraisal deliveries January 1, 2007 - June 30, 2015

# Process Maturity Profile



# Trends in Community Maturity Profile



Based on 11,740 CMMI-SCAMPI A Deliveries  
January 1, 2007 - June 30, 2015

# NO WARRANTY

THIS MATERIAL IS FURNISHED ON AN “AS-IS” BASIS. CMMI INSTITUTE MAKES NO WARRANTIES OF ANY KIND, EITHER EXPRESSED OR IMPLIED, AS TO ANY MATTER INCLUDING, BUT NOT LIMITED TO, WARRANTY OF FITNESS FOR PURPOSE OR MERCHANTABILITY, EXCLUSIVITY, OR RESULTS OBTAINED FROM USE OF THE MATERIAL. CMMI INSTITUTE DOES NOT MAKE ANY WARRANTY OF ANY KIND WITH RESPECT TO FREEDOM FROM PATENT, TRADEMARK, OR COPYRIGHT INFRINGEMENT.