



CMMI[®] Institute



Maturity Profile

1 January 2007 – 31 December 2015



Overview

The Maturity Profile tracks CMMI adoption trends, including the global distribution of appraisals. The reports contained in this document were compiled with data on SCAMPI A appraisal results delivered 1 January 2007 – 31 December 2015.

Purpose

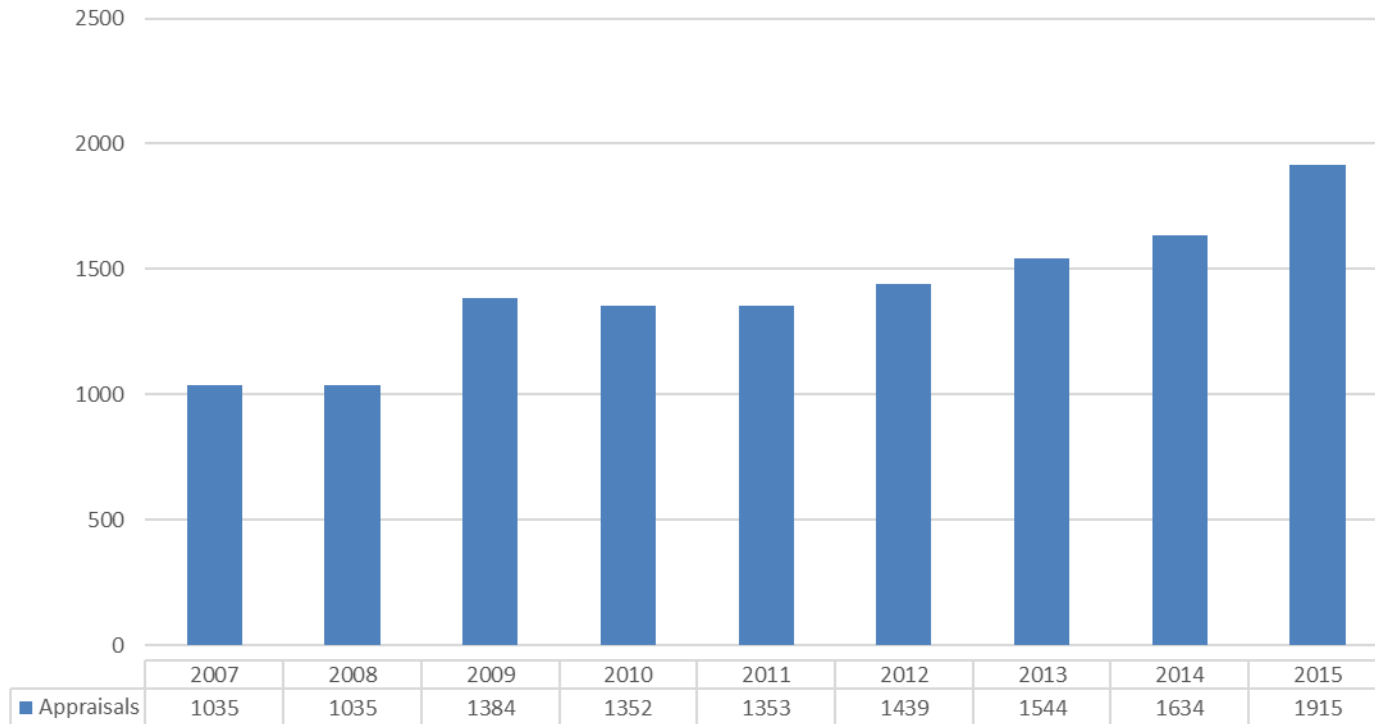
- To characterize the adoption of CMMI and People CMM
 - Results are from Standard CMMI Appraisal Method for Process Improvement (SCAMPISM) V1.1/V1.2/V1.3 Class A appraisals using Capability Maturity Model Integration (CMMI V1.1/V1.2/V1.3 – all constellations) and People CMM (V1/V2).

Briefing Contents

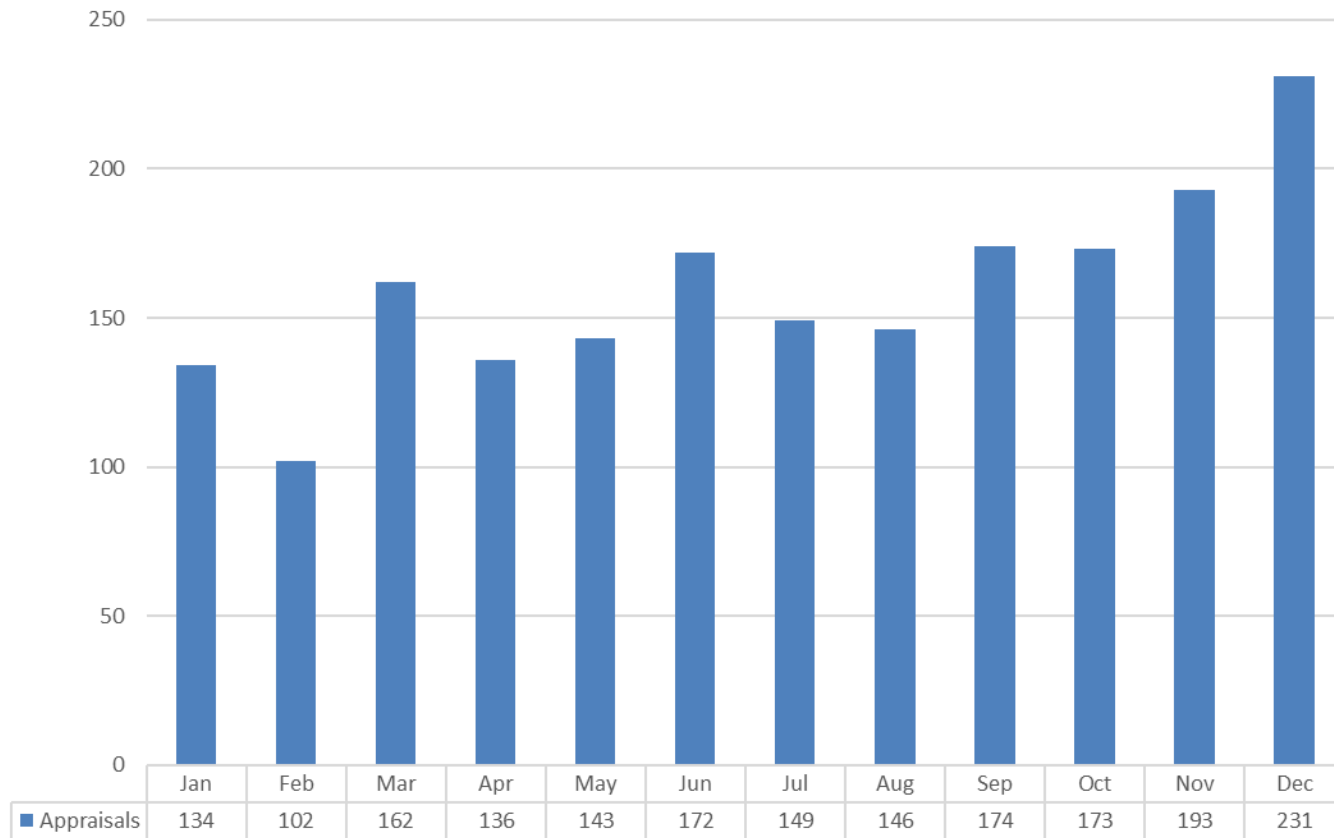
- Growth in the number of appraisals performed
- Changes in the global distribution of appraisals
- Shifts in the maturity profile over time



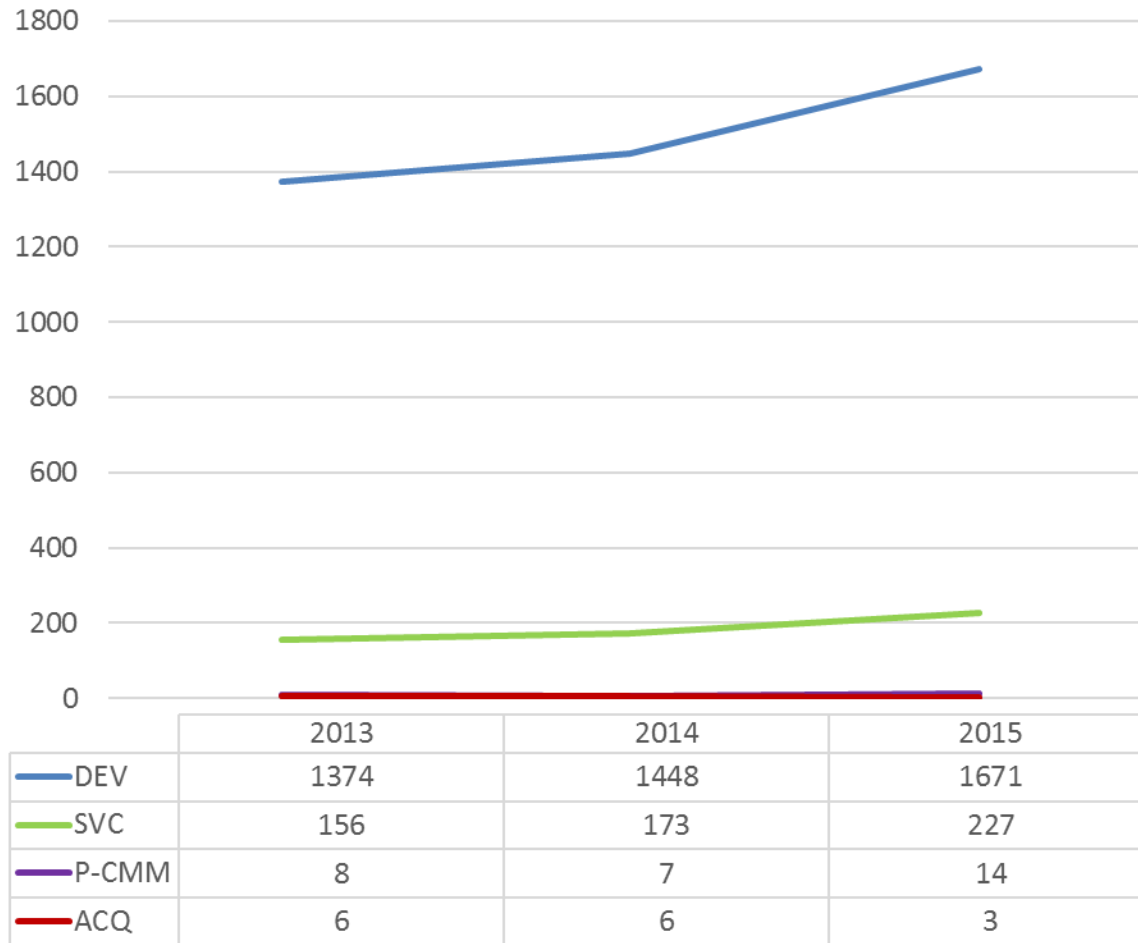
Number of SCAMPI A Appraisals Delivered by Year



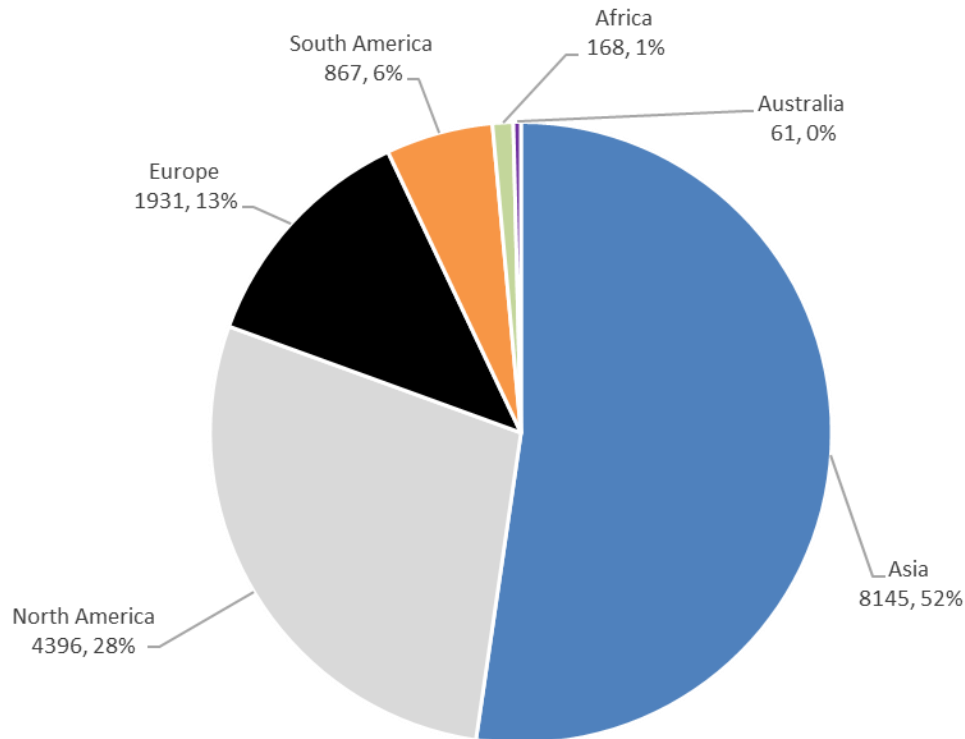
Number of SCAMPI A Appraisals Delivered by Month for 2015



Number of SCAMPI A Appraisals Delivered by Constellation



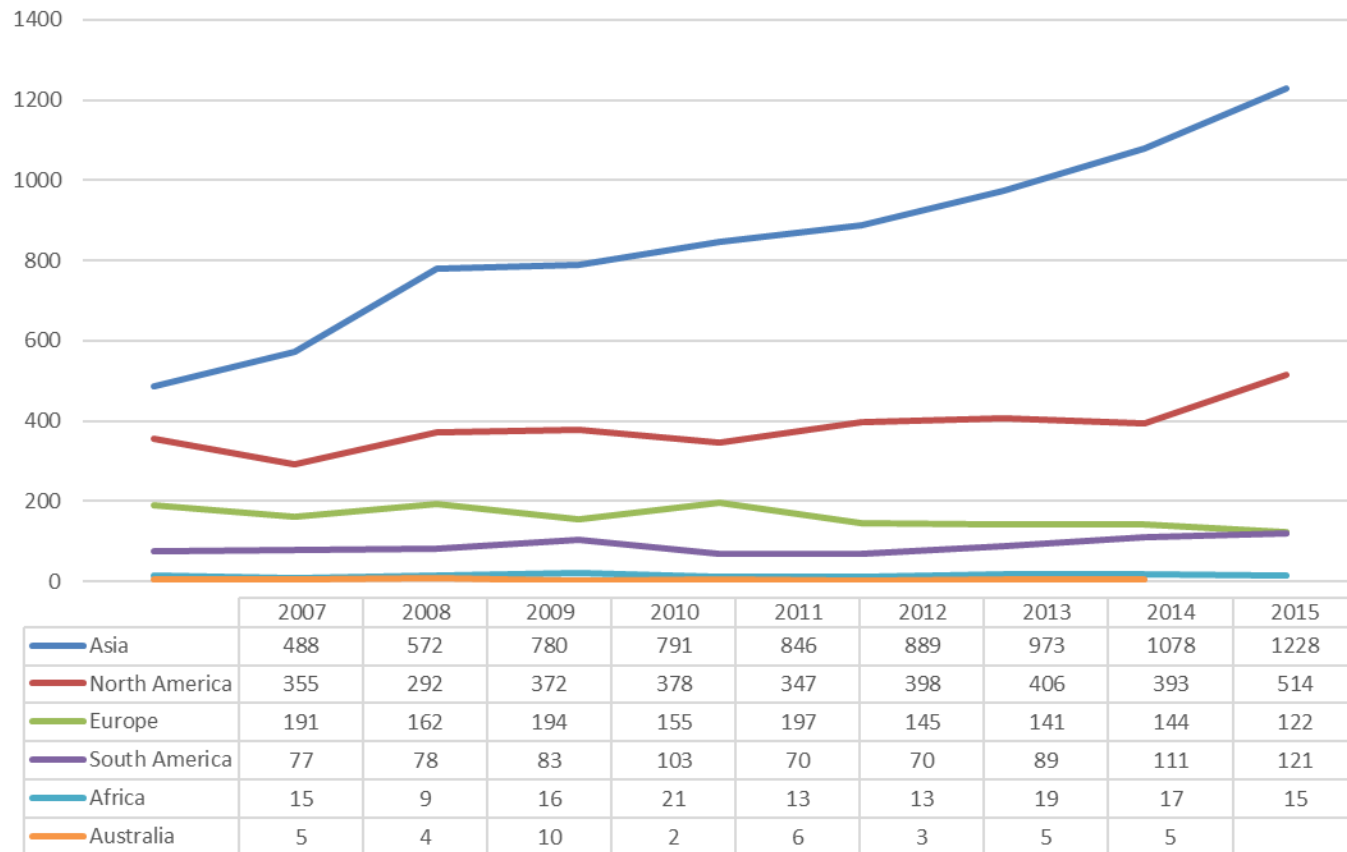
Number of Appraisals Delivered by Continent



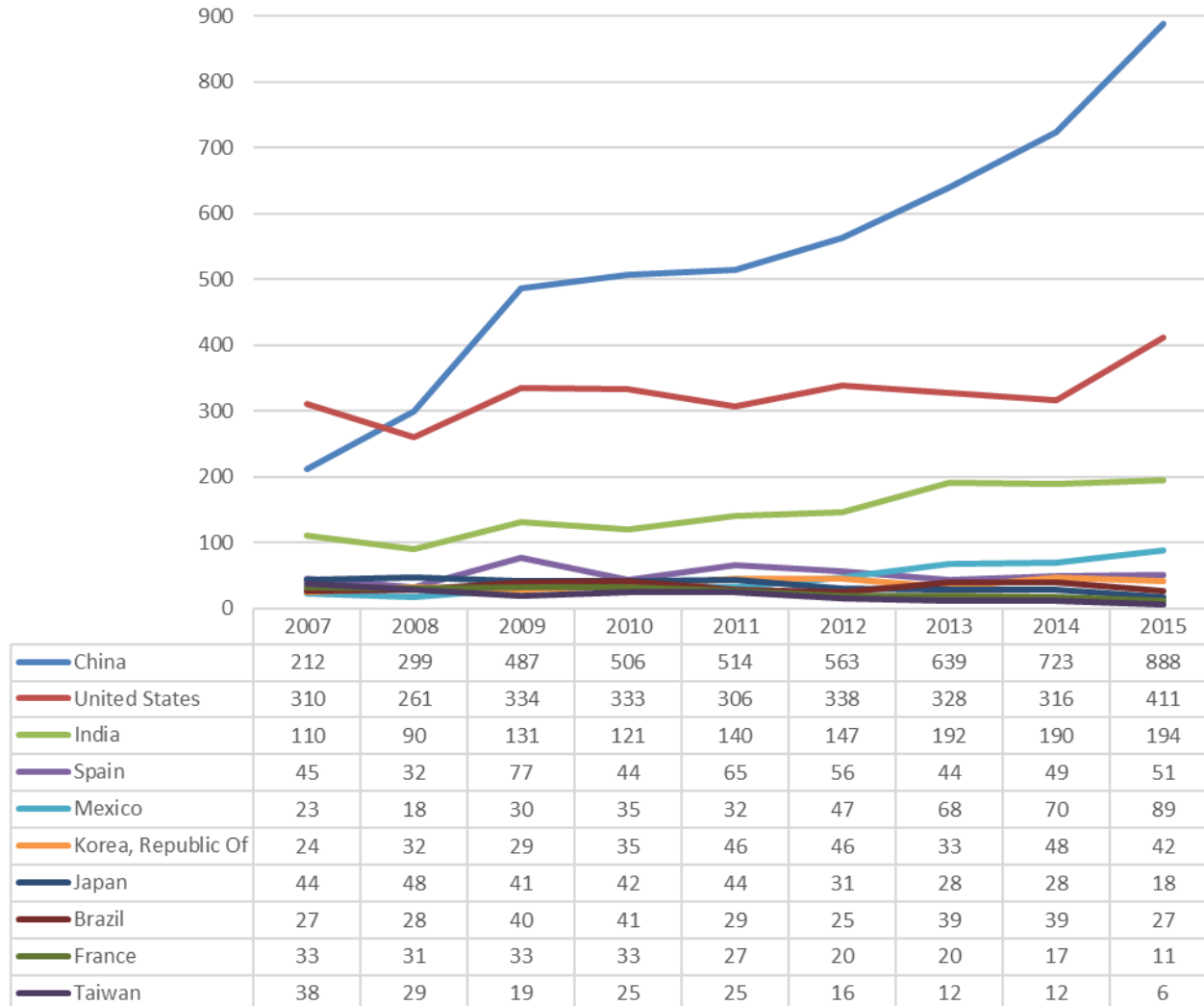
These numbers reflect appraisals spanning multi-continents.



Highest Number of Appraisals by Continent Delivered by Year



Ten Countries with the Highest Number of Appraisal Deliveries by Year



SCAMPI A Appraisals Delivered in 98* Countries

Andorra	Egypt	Latvia	Portugal
Angola	El Salvador	Lebanon	Qatar
Argentina	Finland	Lithuania	Romania
Australia	France	Luxembourg	Russia
Austria	Germany	Macedonia	Saudi Arabia
Bahrain	Ghana	Malawi	Singapore
Bangladesh	Greece	Malaysia	Slovakia
Belarus	Guatemala	Mauritius	Somalia
Belgium	Hong Kong	Mexico	South Africa
Bolivia	Hungary	Montserrat	Spain
Brazil	Iceland	Morocco	Sri Lanka
Brunei Darussalam	India	Mozambique	Sweden
Bulgaria	Indonesia	Nepal	Switzerland
Canada	Iraq	Netherlands	Syrian Arab Republic
Chile	Ireland	New Zealand	Taiwan
China	Israel	Nigeria	Thailand
Colombia	Italy	Norway	Tunisia
Costa Rica	Jamaica	Oman	Turkey
Croatia (Hrvatska)	Japan	Pakistan	Ukraine
Cuba	Jordan	Panama	United Arab Emirates
Cyprus	Kazakhstan	Paraguay	United Kingdom
Czech Republic	Kenya	Peru	United States
Denmark	Korea, Republic Of	Philippines	Uruguay
Dominican Republic	Kuwait	Poland	Venezuela
Ecuador			Vietnam

*SCAMPI B or C Appraisals have been delivered in Armenia, Chad, Malta and Uganda.



Number of Appraisals Reported by Country and Constellation

COUNTRY	ACQ	CMMI	DEV	P-CMM	SVC	COUNTRY	ACQ	CMMI	DEV	P-CMM	SVC
Andorra		1	1			Egypt		4	65		5
Angola			3			El Salvador			2		
Argentina		15	112	1	7	Finland			12		
Australia		2	30		3	France	9	20	188		8
Austria		1	6		1	Germany	3	7	122		14
Bahrain			1			Ghana			1		
Bangladesh			22		1	Greece			5		
Belarus			3			Guatemala			2		
Belgium	4	3	23			Hong Kong	1	2	25		
Bolivia			1			Hungary			11		3
Brazil		10	263	1	21	Iceland		1			
Brunei Darussalam			3			India	1	24	1100	29	161
Bulgaria		1	6			Indonesia			9		
Canada	1	14	86		5	Iraq			1		1
Chile	1	2	77		5	Ireland		2	10		2
China	3	104	4672	10	42	Israel		3	26		
Colombia		6	152		16	Italy	3	4	97		4
Costa Rica		1	7			Jamaica			2		
Croatia (Hrvatska)			1			Japan		28	293		3
Cuba			2			Jordan			11		
Cyprus			3			Kazakhstan			1		
Czech Republic			10		3	Kenya			3		
Denmark			8			Korea, Republic Of	2	3	320		10
Dominican Republic			2			Kuwait			6		1
Ecuador			3		1						

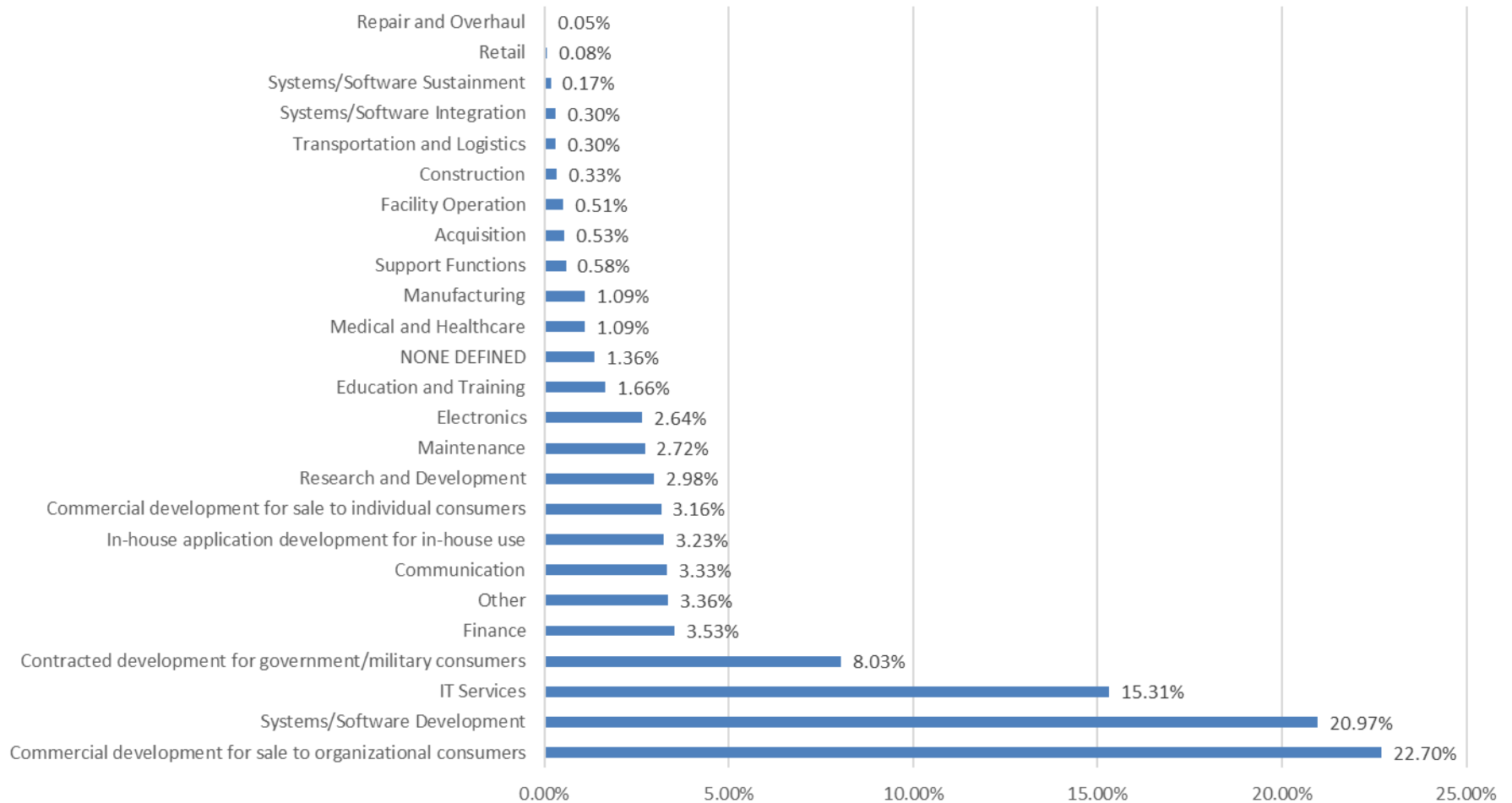


Number of Appraisals Reported by Country and Constellation (continued)

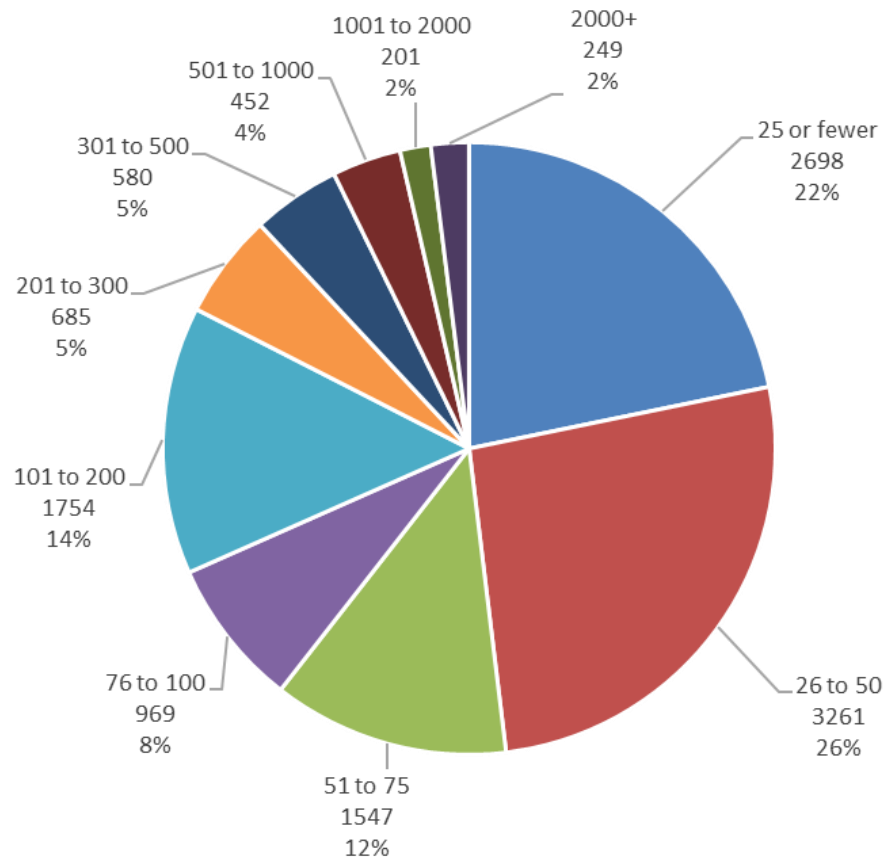
COUNTRY	ACQ	CMMI	DEV	P-CMM	SVC	COUNTRY	ACQ	CMMI	DEV	P-CMM	SVC
Latvia			6			Qatar			3		
Lebanon			6			Romania			18		1
Lithuania			1			Russia		3	16		1
Luxembourg		1	7		1	Saudi Arabia			24		
Macedonia			2			Singapore		5	33		3
Malawi			1			Slovakia			5	1	1
Malaysia		9	69	1	6	Somalia	1				
Mauritius			3			South Africa	3	1	13	1	4
Mexico		19	286	1	106	Spain	7	29	400		27
Montserrat			1			Sri Lanka			23	2	2
Morocco			14		10	Sweden			3		
Mozambique			1			Switzerland		2	22		4
Nepal			2			Syrian Arab Republic			4		
Netherlands	1	3	18		7	Taiwan	4	20	157		1
New Zealand			5			Thailand			111		7
Nigeria			2			Tunisia			3		
Norway		2	7			Turkey		2	64		2
Oman				2	1	Ukraine		1	11		
Pakistan		2	34			United Arab Emirates		1	20		
Panama			6			United Kingdom	3	17	135	1	11
Paraguay			10		1	United States	5	148	2456	1	327
Peru	1		48		3	Uruguay		1	15		2
Philippines	1	2	28	2	11	Venezuela			3		
Poland	1	1	16		2	Viet Nam		1	61		
Portugal		2	48		5						



Organization Domain Characterizations



Organization Unit Size

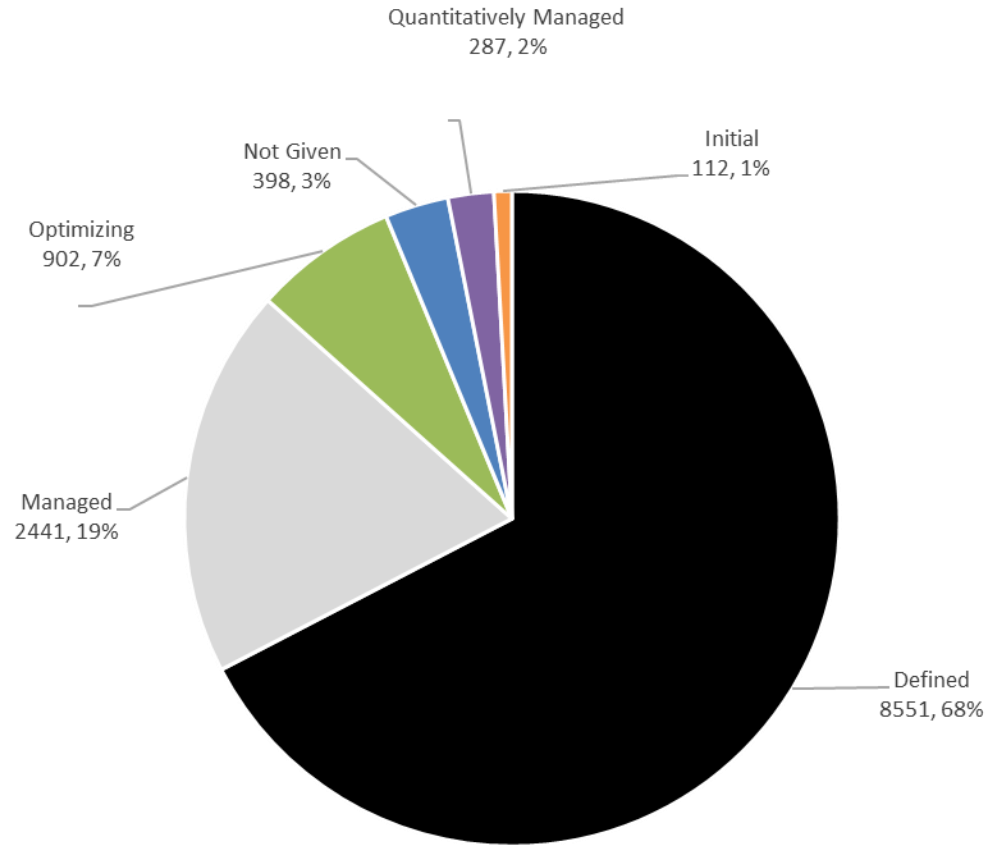


Based on 12,396 organizations reporting the total number of employees within the organizational unit being appraised; this data has not been collected on all appraisal deliveries 1 January 2007 – 31 December 2015

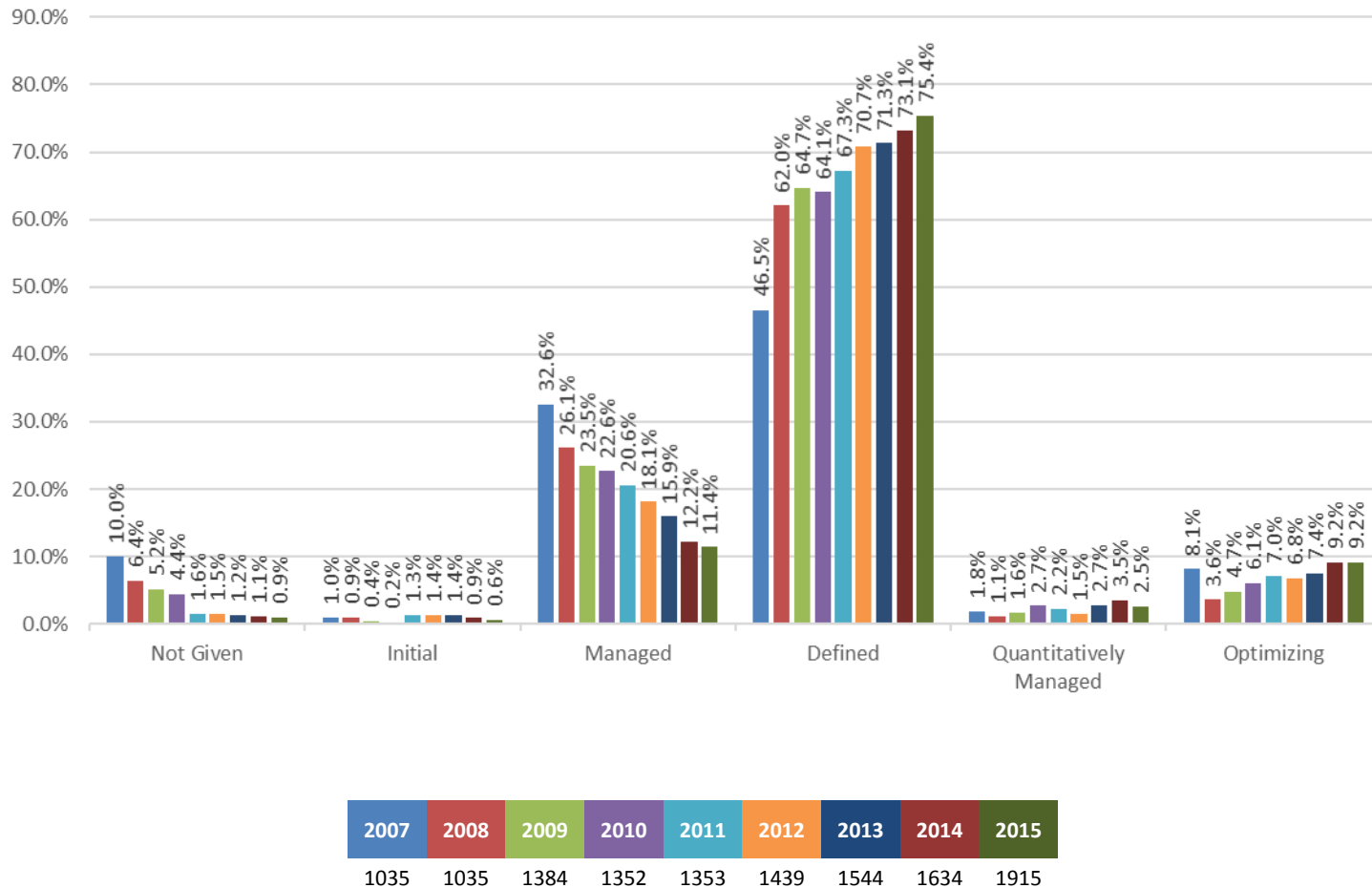


CMMI[®] Institute

Maturity Level



Trends in Community Maturity Profile



NO WARRANTY

THIS MATERIAL IS FURNISHED ON AN “AS-IS” BASIS. CMMI INSTITUTE MAKES NO WARRANTIES OF ANY KIND, EITHER EXPRESSED OR IMPLIED, AS TO ANY MATTER INCLUDING, BUT NOT LIMITED TO, WARRANTY OF FITNESS FOR PURPOSE OR MERCHANTABILITY, EXCLUSIVITY, OR RESULTS OBTAINED FROM USE OF THE MATERIAL. CMMI INSTITUTE DOES NOT MAKE ANY WARRANTY OF ANY KIND WITH RESPECT TO FREEDOM FROM PATENT, TRADEMARK, OR COPYRIGHT INFRINGEMENT.

